

A black and white photograph of a young woman with a long, thick braid, smiling warmly at the camera. She is wearing a white, short-sleeved top with a small polka-dot pattern and a checkered apron. In her hands, she holds a WAHL Compact Folding Scales, which is a round, shallow metal bowl with a central cylindrical weight. The background is a simple, light-colored wall with a framed picture on the left.

WAHL®

Compact
Folding
Scales

Compact Folding Scales

Please read all instructions carefully to familiarise yourself with the Kitchen Innovations Digital Scales before using.

THESE DIGITAL SCALES ARE INTENDED FOR HOUSEHOLD USE ONLY.

Save these instructions for further reference.

For any further assistance or information call customer services on

T: 01227 740066 or visit

W: www.wahl.co.uk

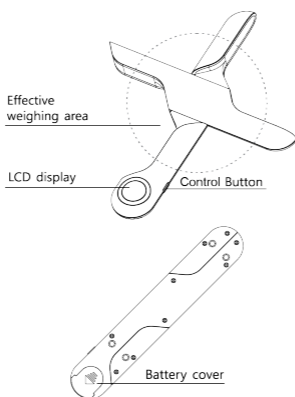
E: customer.services@wahl.co.uk

INDEX

DESCRIPTION OF PARTS	Page 3
BEFORE FIRST USE	Page 3
TO INSTALL OR REPLACE BATTERY	Page 4
OPERATION	Page 5
CARE AND CLEANING	Page 8
GUARANTEE	Page 10

Compact Folding Scales

DESCRIPTION OF PARTS



Please make sure the bowl or plate used to weigh the ingredients is placed within the effective weighing area as indicated above.

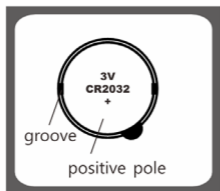
BEFORE FIRST USE

Remove all packaging and familiarise yourself with your scales.



LCD diagram is for representation only, please refer to actual product.

TO INSTALL OR REPLACE BATTERY



One 3V CR2032 lithium battery
(included)

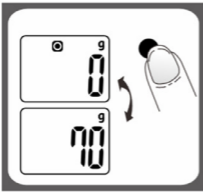
1. To remove the battery case, slide the case in the direction as indicated by the arrow on the case.
2. Install the battery ensuring the positive symbol is on top.
3. To install the battery cover, slide gently back into place.

INITIAL PREPARATION

The batteries are already installed into the battery compartment on the bottom of the unit. Open the battery compartment and remove the insulating strip, the scales are now ready for use.

Place the unit on a dry, flat, level surface and ensure the unit is stable.


OPERATION



1. With the scale on a flat surface, open out the scales and if required place a suitable bowl or plate on top.
2. Push the Control Button on the scale and release.
3. The display will show "zero", the scales are ready to start weighing.
4. Put the required ingredients onto the scales, the LCD will display the weight.

ZERO FUNCTION

The zero function works up to 200g and is designed to allow you to add a bowl or plate and zero the scales. This still leaves a 5kg capacity for weighing your ingredients.

NOTE: The zero function operates up to 200g. The zero icon  will be displayed.

TARE FUNCTION

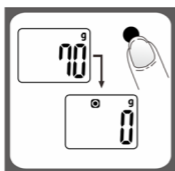


Fig 1

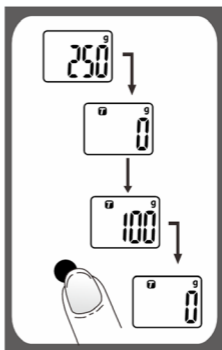



Fig 2

The tare function enables you to weigh individual ingredients as they are added to a bowl without removing the previous contents simply by resetting the scales to zero each time something is added to the scales. To add and weigh different ingredients consecutively without removing from the scale. Place the first ingredients onto the scale, the weight will be shown.

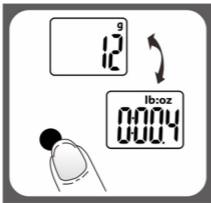
Press the control button and release to reset the LCD reading to "0" (fig 1) Ensure it shows 0 before adding the next ingredient. Keep repeating this operation until all ingredients have been weighed (Fig 2).

Compact Folding Scales

An icon on the top left side of the display shows that the Tare function is activated. **T**

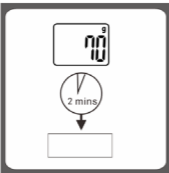
NOTE: Up to 200g including the weight of the bowl the zero icon  will be displayed.

TO CONVERT WEIGHT UNIT



The scale has Metric (g, Kg) or Imperial (lb, oz), press the control button for five seconds to change between metric and imperial.

AUTO SHUT OFF

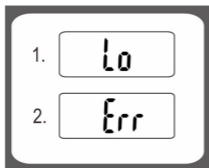


The scales will automatically shut off if the display shows "0" or the same weight reading for approximately 2 minutes.

Compact Folding Scales

Attention: the product doesn't have a manual turn off function.

WARNING INDICATORS



1. When the LCD shows "Lo", this indicates the battery is low and needs replacing.
2. When the LCD shows "Err", this indicates overloading. Please remove item to avoid any damage. (Max weight capacity is indicated on the scale).

CARE AND CLEANING

1. Clean the scale with a slightly damp cloth. Do not immerse the scale in water or use chemicals or abrasive cleaning agents.
2. All plastic parts should be cleaned immediately after use. Avoid contact with acids and citrus juices.
3. Always use the scale on a hard, flat surface.
4. DO NOT shake or drop the scale and treat with care as it is a precise instrument.
5. Store the scale in a cool and dry place.

BATTERY INFORMATION

This product uses one 3V CR2032 lithium battery (included)

When the battery is spent replace with a like for like battery.

Always dispose of old batteries in a suitable manner at a battery collection point and in accordance with the local authority regulations.

⚠ WARNING: NEVER THROW BATTERIES INTO A FIRE OR WHERE HEAT COULD CAUSE THEM TO RUPTURE OR EXPLODE



**WASTE ELECTRICAL &
ELECTRONIC EQUIPMENT
DIRECTIVE 2012/19/EU
(WEEE)**

Within the European Community, national regulations are specified for the disposal of electrical appliances, based on EU Waste Electrical and Electronic Equipment Directive 2012/19/EU (WEEE). In accordance with this, the appliance can no longer be disposed of with the local or domestic waste.

The appliance will be accepted free of charge by local collection points or recycling centres.

Compact Folding Scales

GUARANTEE

This product is guaranteed against defects in material and workmanship for a period of 2 years from the date of original purchase or receipt as a gift.

Should this product become defective during the guarantee period, return it to the store of purchase together with your proof of purchase for repair or replacement.

Alternatively within the guarantee period you can return the product to Wahl (UK) Ltd who will repair any such defect or elect to replace the product or any part of it, without charge, provided that there is proof of purchase. Should a replacement be offered this will not extend the original guarantee period.

The guarantee becomes invalid in the case of misuse, alteration or repair by unauthorised persons.

This product is designed for domestic use only and use within a professional environment will invalidate the guarantee. This guarantee in no way affects your rights under statutory law in the United Kingdom.

Compact Folding Scales

A black and white photograph of a young woman with long, light-colored hair styled in a thick braid. She is smiling warmly at the camera. She is wearing a white, long-sleeved top with a pattern of small dark dots and a white cardigan with a textured, possibly knitted, pattern. She is holding a large, dark-colored bundt cake pan filled with a cake. The pan is resting on a white, textured cloth or paper doily. The background is a simple, light-colored wall.

WAHL (UK) LTD
Sterling House
Clipper Close
Ramsgate
Kent
CT12 5GG
www.wahl.co.uk

Customer Service
T: 01227 740066

Form No. ZB569
Rev.2 11-20