



Please read all instructions carefully to familiarise yourself with your new Wahl Straightening Comb before using.

Save these instructions for further reference.

For any further assistance or information call Customer Services on
T: 01227 740066
or visit
W: www.wahl.co.uk
E: customer.services@wahl.co.uk

STRAIGHTENING COMB

CONTENTS

GENERAL USER INFORMATION	Page 3
IMPORTANT SAFEGUARDS	Page 4
OPERATING INSTRUCTIONS	Page 7
CARE AND CLEANING	Page 8
WIRING	Page 8
DISPOSAL	Page 9
GUARANTEE	Page 10






2

GENERAL USER INFORMATION

Information about using the operation manual

- ▶ Before using the appliance for the first time, you must read and understand the operation manual completely.
- ▶ Consider the operation manual as part of the product and store it in a safe and accessible place.
- ▶ Include this operation manual if passing the appliance on to a third party.
- ▶ In the case of conflicts with national safety specifications or instructions, the national requirements must be followed.

Explanation of symbols and notes

-  **DANGER**
Danger of electric shock which may result in serious physical injury or death.
-  **DANGER**
Danger of explosion which may result in serious physical injury or death.
-  **WARNING**
Warning of possible physical injury or a health risk.
-  **CAUTION**
Information about danger of material damage.
-  Note with useful information and tips.
 - ▶ Action to be taken by owner.
- 1. Carry out these actions in the sequence described.
- List

3

Please retain this leaflet for future reference.

READ ALL INSTRUCTIONS BEFORE USING.

IMPORTANT SAFEGUARDS

When using this electrical appliance, especially when children are present, basic safety precautions should always be observed including the following.

Requirements

- ▶ Read the instruction manual in full to familiarise yourself with the product before the first use.
- ▶ This appliance can be used by children from aged 8 years and above and persons with reduced physical, sensory or mental capabilities, or lack of experience and knowledge, if they have been given supervision or instruction concerning use of the appliance in a safe way and understand the hazards involved. Children shall not play with the appliance. Cleaning and user maintenance shall not be made by children without supervision.
- ▶ Keep the appliance and its cord out of reach of children less than 8 years.
- ▶ Use this appliance only for its intended purpose.
- ▶ Do not use with a voltage converter.

4

Hazards

Danger! Electric shock due to damage to appliance

- ▶ Do not operate the appliance with a broken cord or plug, or if the appliance malfunctions, or is dropped or damaged in anyway.
- ▶ If the supply cord is damaged, it must be replaced by the manufacturer or its service agent or a similarly qualified person in order to avoid a hazard.
- ▶ Do not let the cord hang over the edge of the work surface or let it touch any hot surfaces.



WARNING: Do not use this appliance near bathtubs, showers, basins or other vessels containing water.

Danger! Electric shock due to penetration of liquid.

- ▶ To protect against risk of electrical shock, never immerse the unit or let it come into contact with water or any other liquids. Do not use the unit with wet hands. If the appliance should become wet, damp or fall in water, remove plug from mains socket immediately. Do not put your hands in the water. Do not take into bathroom.

5

OPERATING INSTRUCTIONS

This product is for household use. Before use check that the voltage of your wall outlet corresponds to the voltage on the rating plate which is on the handle of the appliance.



This stylish comb has been specially designed to straighten or style very coarse, frizzy, curly thick hair. Because of the special application, your unit will be very hot, and extra care must be taken when using.



Whenever you put the comb down, use the adjustable safety stand. After you have finished using the comb, unplug and leave on the stand in order to allow it to cool down completely before storage. Do not allow the mains cord to come into contact with the comb while it is still hot.

Keep unit away from contact with all skin areas. Do not touch hot comb with fingertips.

For short hair, place a thin plastic comb between the scalp and hot styling comb to avoid touching the scalp.

TO USE

For a complete styling, hair should be clean dry and free from dirt, hair sprays, creams, etc. (of course, your straightening comb can be used for quick touch-ups and rescues at any time)

PRE-HEAT

Rest the comb on the adjustable safety stand on a smooth flat surface and plug in allowing the comb to heat.



Please allow at least 4 minutes before using the comb to reach temperature.

7

- ▶ The use of attachments that are not supplied by the manufacturer may cause fire, electric shock or injury and damage to the appliance.



Warning! Injuries due to incorrect handling

- ▶ Switch off the appliance and unplug from outlet when not in use, before putting on or taking off attachments and also before cleaning the appliance.
- ▶ Care should be taken to avoid contact with the skin, the face and neck.



Caution! Danger of product damage

- ▶ Never use your appliance without paying attention!
- ▶ Always unplug the unit when not in use or left unattended.
- ▶ Do not wrap the cord around the appliance.
- ▶ Do not use outdoors or in damp areas.
- ▶ Never carry the unit by its power cord.
- ▶ Allow the appliance to cool before storing away.



NOTE: During the first few minutes of the initial use, you may notice smoke and a slight odour. This is normal and will quickly disappear.

6

CARE AND CLEANING

This appliance requires little maintenance and contains no user serviceable parts. Do not try to repair it yourself. Refer to qualified Service Personnel if servicing is needed.

TO CLEAN

Unplug straightening comb and allow to completely cool. Comb must be cleaned only when cold. Use a soft, slightly damp cloth to wipe the handle. Do not allow water or any other liquid to go into the handle of the comb.

TO STORE

Unplug appliance, let it cool and store in its box in a clean, dry place. Store the cord loosely coiled. Never hang unit up by the power cord.

WIRING



WARNING: If the supply cord is damaged it must be replaced by the manufacturers service agent or a similarly qualified person in order to avoid a hazard.

The wires in the mains lead of this straightening comb tong are coloured in accordance to the following code:

Blue Neutral (N) Brown Live (L)

This appliance is fitted with a 3 pin UK 13amp plug which has a 5amp fuse fitted. If the plug supplied is not suitable for your socket or becomes damaged, it should be cut off and disposed of, and a suitable plug fitted as detailed below.

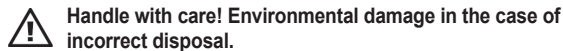
As the colours of the wires in the mains lead of this straightening comb tong may not correspond with the colour markings identifying the terminals in your plug, proceed as follows:

8

The wire which is coloured BLUE must be connected to the terminal in the plug which is marked with the letter 'N' or coloured BLACK or BLUE. The wire which is coloured BROWN must be connected to the terminal in the plug which is marked with the letter 'L' or coloured RED or BROWN.

DO NOT connect either wire to the terminal in the plug which is marked with the letter E, has the Earth symbol, or coloured GREEN or GREEN AND YELLOW

DISPOSAL



Correct disposal will ensure environmental protection and prevent any potentially harmful impacts on people and the environment.

Adhere to the relevant legal requirements when disposing of the appliance.

Information on the disposal of electrical and electronic appliances in the European Community:



Within the European Community, national regulations are specified for the disposal of electrical appliances, based on EU Waste Electrical and Electronic Equipment Directive 2002/96/EC (WEEE). In accordance with this, the appliance can no longer be disposed of with the local or domestic waste.

The appliance will be accepted free of charge by local collection points or recycling centres.

GUARANTEE

This product is guaranteed against defects in material and workmanship for a period of 1 year from the date of original purchase or receipt as a gift.

Should this product become defective during the guarantee period, return it to the store of purchase together with your proof of purchase for repair or replacement

Alternatively within the guarantee period you can return the product to Wahl (UK) Ltd who will repair any such defect or elect to replace the product or any part of it, without charge, provided that there is proof of purchase. Should a replacement be offered this will not extend the original guarantee period.

The guarantee becomes invalid in the case of misuse, alteration or repair by unauthorised persons.

This product is designed for domestic use only and use within a professional environment will invalidate the guarantee.

This guarantee in no way affects your rights under statutory law in the United Kingdom.

WAHL (UK) LTD
STERLING HOUSE
CLIPPER CLOSE
RAMSGATE
KENT, CT12 5GG

CUSTOMER SERVICES T: 01227 740066
www.wahl.co.uk

Form No. ZA796 Rev5 06-18